

Accessing your accounts

Changing your password and accessing your SLU Accounts

Step by Step

Screens

Changing your SLU Net Password:

1. **Go to** password.slu.edu, **F1**.
2. **Login** using your **SLU Net ID** and **SLU Net Password**.
 - a. Your **initial SLU Net Password** is the **last 6-digits** of your **Banner ID preceded by "Id"**. (The "I" is capital)
 - i. Example: Your Banner ID is 000123456 then your initial SLU Net Password is **Id123456**
 - b. You are required to change your **SLU Net Password** before accessing SLU systems and then every 180 days.
3. **Create a new password** and **click Submit, F2**.
 - a. Your new password must contain the following:
 - ii. **One (1) capital and one (1) lower case letter**
 - iii. **One (1) number**
 - iv. **A minimum of eight (8) characters**
 - v. **No special characters (: * % ! , ,)**
 - vi. **Cannot contain 3 consecutive letters from your legal given name**
4. Once you receive the **confirmation page**, your password is now set for all systems, **F3**.

Logging into mySLU:

1. **Go to** myslu.slu.edu
2. **Enter** your **SLU Net ID** and **SLU NET Password**, then **Click Login**.
3. **Click** on the **"Tools"** tab to find links to systems, such as Self-Service Banner, SLU Global, and other SLU applications and systems.

Logging into E-mail:

1. **Go to** Outlook.Office365.com, **F4**
2. **Type** in your new **SLU Email address**
 - a. **Example:** firstname.lastname@slu.edu, this is different from your SLU Net Id
3. **After the screen refreshes, sign-in** using your **SLU Net ID** and **SLU NET Password**.
4. Once you click login, you will be **required to accept the terms and conditions** of your account.
5. Once the **terms and conditions** are accepted, your **inbox will appear**.

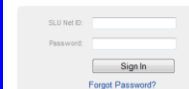
For additional assistance call the ITS Customer Service Desk at (314) 977-4000

Password Management

Sign In

You can use this site to change your SLU Net ID password which will impact the following applications:

- Computer Login (Mags, SLUAD, Zen, Biliken Shield PCs, Network Drives and My Files)
 - Google Apps (e-mail)
 - mySLU Portal
 - Self-Service Banner
 - Internet Native Banner
 - Biliken Secure Connect (VPH)
 - Wireless Access (via SLU Net)
 - SLU Global
- [show more](#)



F1: Password Management Website

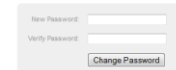
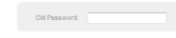
Password Management

SLU Net ID Password Management

Signed in as **gst-stsd-07** | [Sign Out](#)

Your new password must follow a few rules:

- At least 8 characters long
- At least 1 lowercase letter, 1 uppercase letter, and 1 number
- Cannot contain the following phrases: password, test, welcome, get-stsd-07, StudentService, CSG
- Cannot contain the @ character
- Cannot contain single or double quote characters
- Cannot be a previously used password



At least 8 characters
At least 1 lowercase character
At least 1 UPPERCASE character
At least 1 number
Strength

F2: Change Password Screen

Password Management

Your password has been successfully updated.

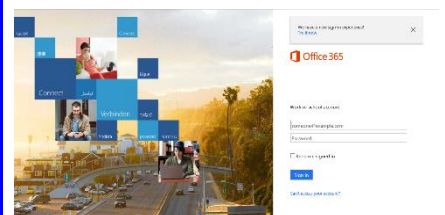
Please sign out of all applications, log off your computer and then sign back in to ensure all applications recognize your new password. You will also need to update your password on personal devices that connect to SLU Net wireless and/or use SLU e-mail, such as smart phones and tablets.

Please [click here](#) to logout.

F3: Confirmation Page Screen



F3: Confirmation Page



F4: Email Page